

Proper Pruning Essentials by Justin Stefanski UT/TSU Extension

Reasons to Prune


- Remove diseased, dead or damaged limbs and branches
- Eliminate crossing or rubbing branches
- Removal of insect infested wood
- Maintain plant vigor and rejuvenate new growth
- To eliminate water sprouts and sucker growth
- Maintain desired shape and growth of trees and shrubs

When to Prune

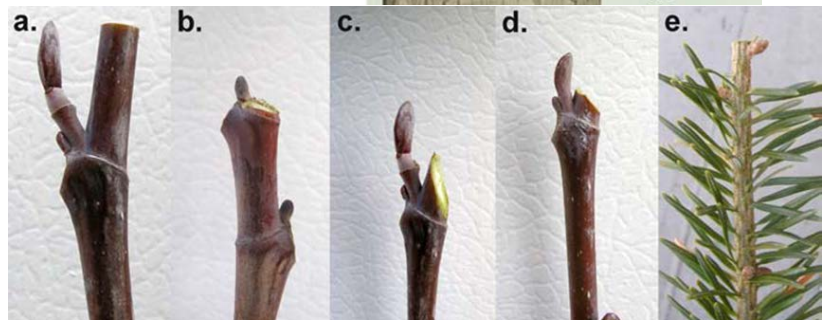
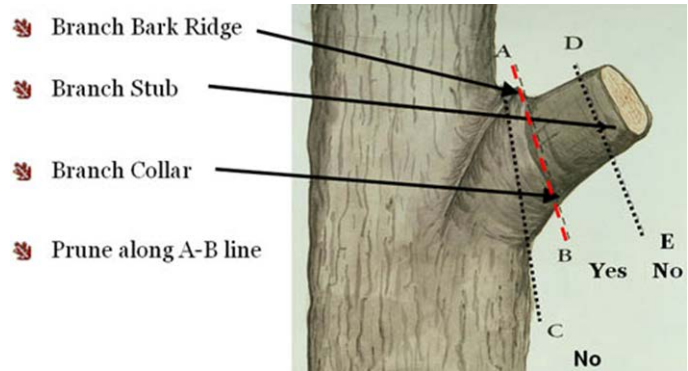
- In general, the best time to prune is in late winter or early spring before new growth begins
- Plants that bloom before July 1st should be pruned immediately after flowering, but not after July 10th
- Plants that bloom after July 1st should be pruned in late winter or early spring before buds open and new growth begins
- 'Bleeder' trees should be pruned in January to reduce the amount of sap bleeding (Maple, Elm, Birch, Dogwood, Sourwood)

Reach-In and Take-Out Method

- Also known as selective pruning
- Reduces the size of plants without sacrificing the natural shape and growth characteristics of trees and shrubs
- Cuts are made 6-18" within the canopy
- Reduces white stem cuts and torn foliage

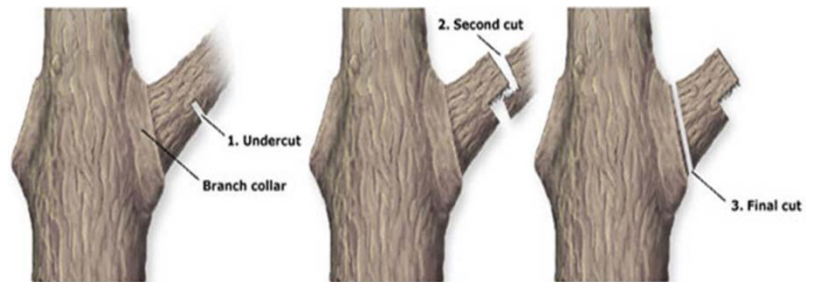


Making the Proper Cut



a.) too far from bud, b.) too close to bud, c.) too slanting, d.) good cut e.) good cut (conifer)

Three Cut Method For Larger Limbs



Never Top Trees

